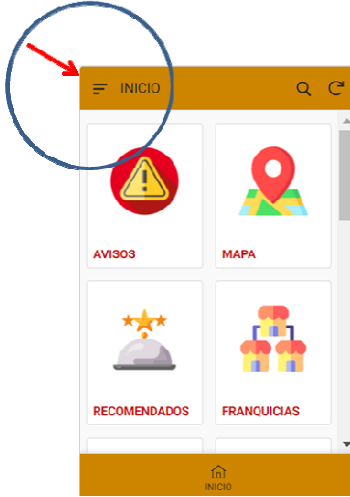


# The guide for celiacs

## APP OPERATION MANUAL

### ACCESS



Click on the APP Menu located in the upper left corner of the screen and select “ACCESS/ACCESS/ACCÉDER”.

Enter the “Username” and “Password” that you received in the email with which you registered.


You can change the username and password by accessing the APP Menu again and clicking on “My Data”. Once on the screen, press the “EDIT” button to modify any field. It is very important that the email is correct to be able to interact with the APP.

Your personal data is only kept for access to the APP and will not be transferred to third parties. You can unsubscribe from the APP whenever you want.

### NOTICES



The administrators of the App will be able to inform users of news, events, etc. that are relevant.

When you have read the message, click on the “MARK READ” button (  ) and the notices will disappear.


### MAP



Establishments suitable for celiacs around your location will be shown. You must give your device permission for geolocation to be used when using GlutenMap.

Colors used:

- Orange: Restaurants that offer gluten-free food.
- Red: Bar, cafeteria or pastry shop.
- Fuchsia: Accommodations (hotels, hostels, etc.) that have a restaurant suitable for celiacs.
- Green: Stores that offer gluten-free products.
- Light blue: Pubs and bars that offer gluten-free beer..

You can click on any location pin (  ) and the address, name and icons for “Dial phone number”, “View on map” and “How to get there by car” will be displayed at the bottom of the screen.


By clicking on the establishment, you can access its complete file with description, photos, etc. and all the data you need.


The “RATE” button is for you to rate the establishment and/or write an opinion about it. You will receive 2 points for it.


The “MODIFY” button allows you to send us updated information about the establishment so that we can modify its listing. You will receive 5 points for it.

# The guide for celiacs

If you liked the establishment, you can save it to your favorites so you don't have to search for it and can access it directly. To do this, click on the "FAVORITE" button.

The icon (  ) indicates that the establishment is "GLUTEN FREE", that is, all the products it offers are gluten-free.

Establishments that offer food delivery or pickup (DELIVERY) are shown with the icon (  ).

The icon (  ) next to the name indicates that this establishment has been verified by a user or by the administrators of the App.

GlutenMap thrives on user experience. If you see something wrong in any establishment, report it. Everyone will thank you.


## **RECOMMENDED**



In this option of the App, we will show you recommended establishments. You just have to select the province and the list will appear. By clicking on the desired establishment, you will see its complete file.

The list of "Recommended Establishments" changes periodically.

## **FRANCHISES**



Chain establishments or franchises will appear here classified by type: pizzerias, burgers, sandwich shops, restaurants or stores. This list will increase over time.

When you select a type of franchise, the APP will show you the companies that we have registered in the APP. You can mark one or more so you can see them on the map and consult their file.

This GlutenMap option allows you to search for a type of establishment directly and quickly.

## **OFFERS**



Here you can find exclusive offers for GlutenMap users. They are classified by categories: Gluten-free products (stores), Restaurants, Franchises and Accommodations. This list will vary.

When you select a category, all its offers will appear. Click on the desired product or service to expand the information and receive instructions on how to obtain it.

## **LOOK FOR**



It is the most powerful and versatile option of GlutenMap in which you can find establishments quickly and easily.

You can leave any search field blank. The more you fill in, the more precise the search will be.

You can even search by the name of the establishment.



Web: <https://glutenmap.com>

Mail: [info@glutenmap.com](mailto:info@glutenmap.com)

## The guide for celiacs

### **FAVORITES**



All the establishments that you have marked as “Favorite” can be found in this window. GlutenMap will show you the map with the exact location of your favorite establishments.

At any time you can remove an establishment from your “Favorites”. To do this, access your file and click on the “REMOVE FAVORITE” button.

### **DELIVERY**



When you feel like eating at home, use this GlutenMap function. It will show you the establishments that have delivery or you can pick up the food at the premises.

You just have to select the province you are in and the App will show you the Map with the location of the establishments. Click on the desired one to see its file.

### **NUTRITIONISTS**



GlutenMap is committed to your health and that is why it offers you a list of Nutritionists and health professionals, specialized in the problem of celiac disease.

If at any time you need their help, select your province and consult the list. Click on the one that interests you the most to view its file.

To see its location on the map, click on the marking icon that you will see along with the address.

### **PUBS**



If after lunch or dinner you feel like a drink, GlutenMap makes it easy for you. Select the province and you will be able to see on the map the location of the pubs and bars that offer gluten-free products and beer.

### **NEW BUSINESS**



If you have found an establishment that is not in GlutenMap, use this option in the App to notify the administrators so they can include it. You will receive 10 reward points.

If you are the owner of the establishment, you must indicate it in the field that asks.

Fields indicated with an asterisk (\*) are required.

To add a photo of the establishment, click on the camera icon. You can take a photo or add it from your photo gallery.

Click on “Save” so that the data is sent.



Web: <https://glutenmap.com>

Mail: [info@glutenmap.com](mailto:info@glutenmap.com)

## The guide for celiacs

### MY POINTS



All the interactions you make with GlutenMap are rewarded with points. In this window you will be able to see all your points obtained.

### GlutenMap MENU

**Point Ranking:** The first 10 users of the App will appear in order of the score obtained. To preserve privacy, only the user's "Nick" will appear.

**APP Suggestions:** Send us your comments or suggestions from this window. We need your opinion and/or opinion. You will receive 3 points.

**My Data:** You can change your contact information, username, password or unsubscribe from the App.

**About the APP:** About the GlutenMap App.

*From GlutenMap we thank you for your collaboration.*

*Together, we will make a reference App in the world of celiac patients.*

You can visit our website: <https://glutenmap.com>

If you want to write to us directly: [info@glutenmap.com](mailto:info@glutenmap.com)

**LOOK FOR THIS STICKER IN THE ESTABLISHMENT!!!**

